



lighting facts
A Program of the U.S. DOE



Not all products are qualified on the DLC QPL. To view our DLC qualified products, please consult the DLC Qualified Products List at www.designlights.org/qpl.

TRUET5™ EXT (DIMMABLE)

www.trulygreensolutions.com



Features



3 LENGTHS
AVAILABLE IN
15W/18W/22W/25W/30W



EXPECTED LIFE
OVER 50,000 HRS



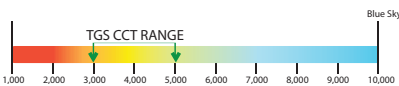
IES FILES @
www.trulygreensolutions.com



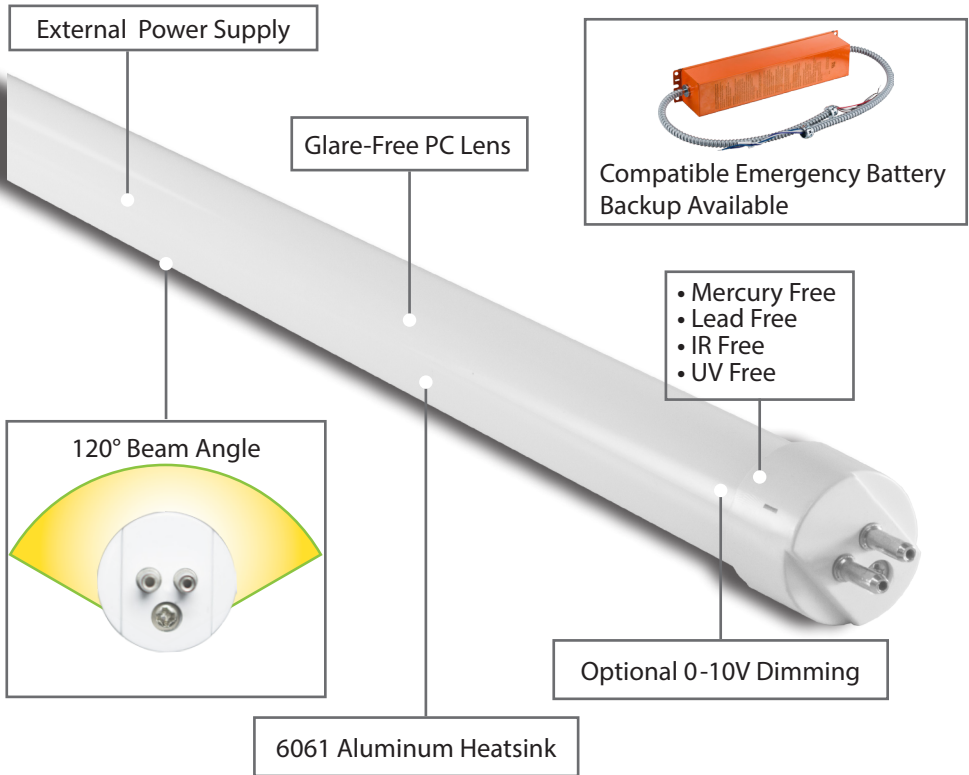
SUITABLE FOR
DAMP LOCATIONS



GLARE FREE
PC LENS



SELECTION OF
COLOR RANGES



Type A : Ballast Compatible
Type B : Bypass Ballast
Type A/B : Ballast Compatible or Bypass Ballast
Type C : External Power



EASY INSTALLATION



Applications



Parking Garage



Mall



Storage Facility



Not all products are qualified on the DLC QPL. To view our DLC qualified products, please consult the DLC Qualified Products List at www.design-lights.org/qpl.





Replaces 4' T5
Fluorescent Tubes

Highlights

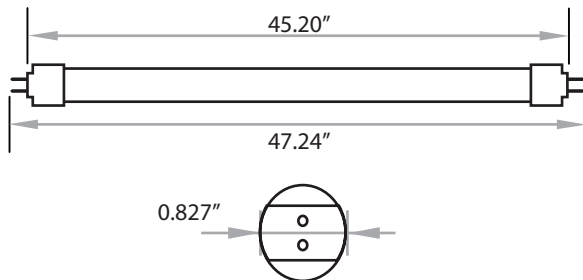
The TGS TrueT5™ EXT LED T5 lamp offers an easy and safe energy-saving retrofit solution for fluorescent T5 or T5 HO tubes, with up to 120 lumens per watt. The long-lasting and high-quality TrueT5™ is powered by an external driver, allowing bypass of the existing ballast to eliminate compatibility issues and maintenance costs associated with ballasts.

The TrueT5™ LED T5 lamp provides superior quality uniform, flicker-free lighting in a compact package. It uses about half the energy as fluorescent T5 tubes, with up to 70% reduction of overall operating costs. The UL, cUL, and RoHS certified lamps are available in 2', 3' and 4' lengths, in 4 different wattages (15W, 18W, 22W, 25W, and 30W), with the form, fit and function of traditional T5 fluorescent lamps. The TrueT5™ is constructed with a polycarbonate optical diffuser, which provides a wide beam angle of 120° for comprehensive spatial illumination.

Featuring a unique advanced heat sink technology that ensures maximum thermal management, the TrueT5™ EXT is backed by a 5 year/50,000 hour warranty for a long life of maintenance-free service. Available CCT's are 3000K, 3500K, 4000K and 5000K.

Product Dimensions

Length: 47.24 in (1200mm) [Pin to Pin] Weight: 0.419 lbs (190g)
Length: 45.20 in (1148mm) [Cap to Cap] Diameter: 0.827 in (21mm)



Optical Details

System Efficacy	120 LpW
Lumen Output	3,600 lm
CCT	3000K, 3500K, 4000K, 5000K
Beam Angle	120°
CRI	>80
System Efficiency	N/A

Electrical Details

Input Voltage	100-277V AC (347V Available)
Power Frequency	50-60 Hz
Output Voltage	N/A
Output Current	N/A
Power Efficiency	90%
Power Factor	>0.90
Total Harmonic Distortion	<20%
Dimmable	Yes

Other Details

System Power Usage	30W
LED Power Usage	N/A
Fixture Material	Aluminum Base and PC Cover
Finish	N/A
Ingress Protection	Suitable For Damp Locations
Luminaire Net Weight	0.419 lbs (190g)
Lifespan	50,000+ Hours
Storage Temperature	-4°~122°F
Operating Temperature	-4°~104°F
Operating Humidity	N/A
Product Dimension	47.24x0.827 in (pin to pin)
Replaces (HID, CFL, MH, HPS, Fluor)	T5 Fluorescent

Application

• Offices	• Hospitals
• Industrial Shops	• Hotels
• Schools	• High / Low Bay
• Commercial Buildings	• Troffers / Strips

Pin Type

• G5 Pin (Bipin)



Not all products are qualified on the DLC QPL. To view our DLC qualified products, please consult the DLC Qualified Products List at www.design-lights.org/qpl.



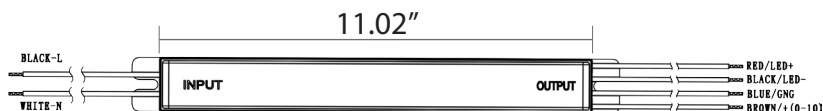
Driver Dimensions

Input

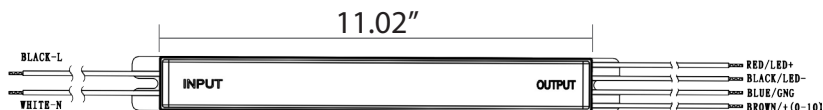
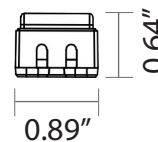
Wire Color	Assignment
Red	AC L
Black	AC N

Output

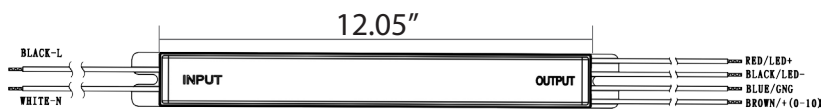
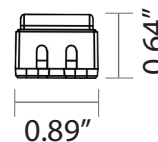
Wire Color	Assignment
Red	LED 1 +
Black	LED 1 -
Blue	Dim -
Brown	Dim +



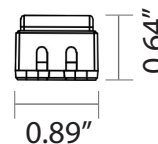
Rated Power: 15W Rated Current: 380mA
 Frequency: 50-60Hz DC Voltage: 40V
 Voltage Range: 100-277V AC Constant Current Region: 30-40V



Rated Power: 18W and 22W Rated Current: 540mA
 Frequency: 50-60Hz DC Voltage: 40V
 Voltage Range: 100-277V AC Constant Current Region: 30-40V



Rated Power: 30W Rated Current: 700mA
 Frequency: 50-60Hz DC Voltage: 40V
 Voltage Range: 100-277V AC Constant Current Region: 30-40V



Not all products are qualified on the DLC QPL. To view our DLC qualified products, please consult the DLC Qualified Products List at www.design-lights.org/qpl.



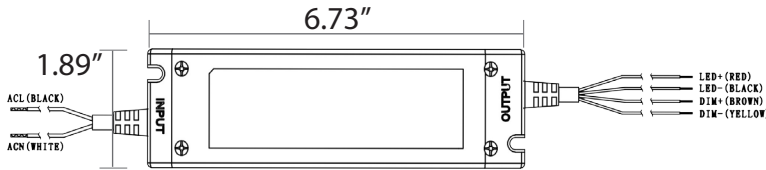
Driver Dimensions

Input

Wire Color	Assignment
Red	AC L
Black	AC N

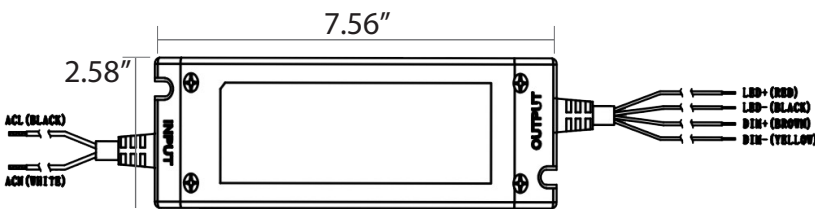

Output

Wire Color	Assignment
Red	LED 1 +
Black	LED 1 -
Brown	Dim +
Yellow	Dim -



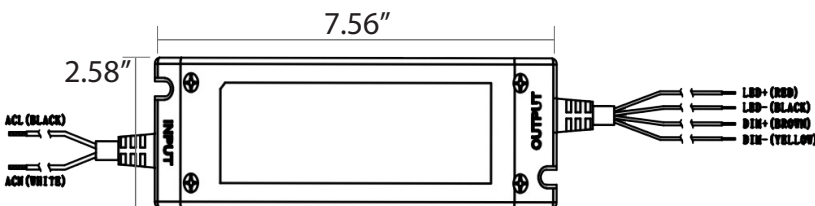

Rated Power: 40W
Frequency: 50-60Hz
Voltage Range: 100-277V AC

Rated Current: 1000mA
DC Voltage: 40V




Rated Power: 50W
Frequency: 50-60Hz
Voltage Range: 100-277V AC

Rated Current: 1500mA
DC Voltage: 28-40V



Rated Power: 60W
Frequency: 50-60Hz
Voltage Range: 100-277V AC

Rated Current: 1680mA
DC Voltage: 28-40V



Not all products are qualified on the DLC QPL. To view our DLC qualified products, please consult the DLC Qualified Products List at www.design-lights.org/qpl.



Lumen Packages



1 Tube/1 Driver:	Driver:
15W = 1,800 lm	15W
18W = 2,050 lm	22W
22W = 2,640 lm	22W
25W = 3,500 lm	30W
30W = 3,600 lm	30W



3 Tube/1 Driver:	Driver:
15W = 5,400 lm	40W
18W = 6,150 lm	50W
22W = 7,920 lm	60W



2 Tube/1 Driver:	Driver:
15W = 3,600 lm	15W
18W = 4,160 lm	22W
22W = 5,280 lm	22W
25W = 7,000 lm	30W
30W = 7,200 lm	30W



4 Tube/1 Driver:	Driver:
15W = 7,200 lm	60W

*4 Tube/2 Driver
Also Available

*** Note:**

- 2' and 3' only available in 15W
- 15', 18W, 22W, 25W, and 30W available in 4'



Not all products are qualified on the DLC QPL. To view our DLC qualified products, please consult the DLC Qualified Products List at www.design-lights.org/qpl.



Ordering Information

EXAMPLE NUMBER: 832115-40-T5-F-A-D-D

83	Length	Wattage	CCT	Tube Type	Lens Cover	Tube Quantity	D	Dimmable
TrueT5™ EXT	21 - 24"	15 - 15W	50 - 5000K	T5	F - Frosted	A - One Tube One Driver B - Two Tube One Driver C - Three Tube One Driver D - Four Tube One Driver	D	D - Dimmable
			40 - 4000K					
			35 - 3500K					
			30 - 3000K					

EXAMPLE NUMBER: 833115-40-T5-F-A-D-D

83	Length	Wattage	CCT	Tube Type	Lens Cover	Tube Quantity	D	Dimmable
TrueT5™ EXT	31 - 36"	15 - 15W	50 - 5000K	T5	F - Frosted	A - One Tube One Driver B - Two Tube One Driver C - Three Tube One Driver D - Four Tube One Driver	D	D - Dimmable
			40 - 4000K					
			35 - 3500K					
			30 - 3000K					

EXAMPLE NUMBER: 834115-40-T5-F-A-D-D

83	Length	Wattage	CCT	Tube Type	Lens Cover	Tube Quantity	D	Dimmable
TrueT5™ EXT	41 - 48"	15 - 15W	50 - 5000K	T5	F - Frosted	A - One Tube One Driver B - Two Tube One Driver C - Three Tube One Driver D - Four Tube One Driver	D	D - Dimmable
		18 - 18W	40 - 4000K					
		22 - 22W	35 - 3500K					
		25 - 25W	30 - 3000K					
		30 - 30W						

*** Note:**

- 2' and 3' only available in 15W
- 15', 18W, 22W, and 30W available in 4'

Emergency Battery Backup Accessory Options

EXAMPLE NUMBER: 90012-L

900	Wattage	High Voltage
High Voltage LED Emergency Battery Backup	8 - 8W	L
	12 - 12W	
	25 - 25W	

Accessory: Tombstone

EXAMPLE NUMBER: 9913-A-T5

Tombstone	
Tombstones	9913-A-T5 (Non-Shunted Tombstone Socket - Single-End Power) 9913-B-T5 (Shunted Tombstone Socket - Double-End Power)



Not all products are qualified on the DLC QPL. To view our DLC qualified products, please consult the DLC Qualified Products List at www.design-lights.org/qpl.



One Tube and One Driver SKU Numbers:

Product Number	Description	Base Type	Wattage	Color Temp (K)	Dimensions	Lumens (lm)	Input Voltage	Warranty	Certification
832115-50-T5-F-A-D-D	TrueT5™ EXT (Type C) 1 Tube and 1 Driver	G5	15W	5000	23.62"x0.827"	1,800	100-277V	5 year	UL, cUL, & DLC
832115-40-T5-F-A-D-D	TrueT5™ EXT (Type C) 1 Tube and 1 Driver	G5	15W	4000	23.62"x0.827"	1,800	100-277V	5 year	UL, cUL, & DLC
832115-35-T5-F-A-D-D	TrueT5™ EXT (Type C) 1 Tube and 1 Driver	G5	15W	3500	23.62"x0.827"	1,800	100-277V	5 year	UL, cUL, & DLC
832115-30-T5-F-A-D-D	TrueT5™ EXT (Type C) 1 Tube and 1 Driver	G5	15W	3000	23.62"x0.827"	1,800	100-277V	5 year	UL, cUL, & DLC
833115-50-T5-F-A-D-D	TrueT5™ EXT (Type C) 1 Tube and 1 Driver	G5	15W	5000	35.43"x0.827"	1,800	100-277V	5 year	UL, cUL, & DLC
833115-40-T5-F-A-D-D	TrueT5™ EXT (Type C) 1 Tube and 1 Driver	G5	15W	4000	35.43"x0.827"	1,800	100-277V	5 year	UL, cUL, & DLC
833115-35-T5-F-A-D-D	TrueT5™ EXT (Type C) 1 Tube and 1 Driver	G5	15W	3500	35.43"x0.827"	1,800	100-277V	5 year	UL, cUL, & DLC
833115-30-T5-F-A-D-D	TrueT5™ EXT (Type C) 1 Tube and 1 Driver	G5	15W	3000	35.43"x0.827"	1,800	100-277V	5 year	UL, cUL, & DLC
834115-50-T5-F-A-D-D	TrueT5™ EXT (Type C) 1 Tube and 1 Driver	G5	15W	5000	47.24"x0.827"	1,800	100-277V	5 year	UL, cUL, & DLC
834115-40-T5-F-A-D-D	TrueT5™ EXT (Type C) 1 Tube and 1 Driver	G5	15W	4000	47.24"x0.827"	1,800	100-277V	5 year	UL, cUL, & DLC
834115-35-T5-F-A-D-D	TrueT5™ EXT (Type C) 1 Tube and 1 Driver	G5	15W	3500	47.24"x0.827"	1,800	100-277V	5 year	UL, cUL, & DLC
834115-30-T5-F-A-D-D	TrueT5™ EXT (Type C) 1 Tube and 1 Driver	G5	15W	3000	47.24"x0.827"	1,800	100-277V	5 year	UL, cUL, & DLC
834118-50-T5-F-A-D-D	TrueT5™ EXT (Type C) 1 Tube and 1 Driver	G5	18W	5000	47.24"x0.827"	2,050	100-277V	5 year	UL, cUL, & DLC
834118-40-T5-F-A-D-D	TrueT5™ EXT (Type C) 1 Tube and 1 Driver	G5	18W	4000	47.24"x0.827"	2,050	100-277V	5 year	UL, cUL, & DLC
834118-35-T5-F-A-D-D	TrueT5™ EXT (Type C) 1 Tube and 1 Driver	G5	18W	3500	47.24"x0.827"	2,050	100-277V	5 year	UL, cUL, & DLC
834118-30-T5-F-A-D-D	TrueT5™ EXT (Type C) 1 Tube and 1 Driver	G5	18W	3000	47.24"x0.827"	2,050	100-277V	5 year	UL, cUL, & DLC
834122-50-T5-F-A-D-D	TrueT5™ EXT (Type C) 1 Tube and 1 Driver	G5	22W	5000	47.24"x0.827"	2,640	100-277V	5 year	UL, cUL, & DLC
834122-40-T5-F-A-D-D	TrueT5™ EXT (Type C) 1 Tube and 1 Driver	G5	22W	4000	47.24"x0.827"	2,640	100-277V	5 year	UL, cUL, & DLC
834122-35-T5-F-A-D-D	TrueT5™ EXT (Type C) 1 Tube and 1 Driver	G5	22W	3500	47.24"x0.827"	2,640	100-277V	5 year	UL, cUL, & DLC
834122-30-T5-F-A-D-D	TrueT5™ EXT (Type C) 1 Tube and 1 Driver	G5	22W	3000	47.24"x0.827"	2,640	100-277V	5 year	UL, cUL, & DLC
834125-50-T5-F-A-D-D	TrueT5™ EXT (Type C) 1 Tube and 1 Driver	G5	25W	5000	47.24"x0.827"	3,500	100-277V	5 year	UL, cUL, & DLC
834125-40-T5-F-A-D-D	TrueT5™ EXT (Type C) 1 Tube and 1 Driver	G5	25W	4000	47.24"x0.827"	3,500	100-277V	5 year	UL, cUL, & DLC
834125-35-T5-F-A-D-D	TrueT5™ EXT (Type C) 1 Tube and 1 Driver	G5	25W	3500	47.24"x0.827"	3,500	100-277V	5 year	UL, cUL, & DLC
834125-30-T5-F-A-D-D	TrueT5™ EXT (Type C) 1 Tube and 1 Driver	G5	25W	3000	47.24"x0.827"	3,500	100-277V	5 year	UL, cUL, & DLC
834130-50-T5-F-A-D-D	TrueT5™ EXT (Type C) 1 Tube and 1 Driver	G5	30W	5000	47.24"x0.827"	3,600	100-277V	5 year	UL, cUL, & DLC
834130-40-T5-F-A-D-D	TrueT5™ EXT (Type C) 1 Tube and 1 Driver	G5	30W	4000	47.24"x0.827"	3,600	100-277V	5 year	UL, cUL, & DLC
834130-35-T5-F-A-D-D	TrueT5™ EXT (Type C) 1 Tube and 1 Driver	G5	30W	3500	47.24"x0.827"	3,600	100-277V	5 year	UL, cUL, & DLC
834130-30-T5-F-A-D-D	TrueT5™ EXT (Type C) 1 Tube and 1 Driver	G5	30W	3000	47.24"x0.827"	3,600	100-277V	5 year	UL, cUL, & DLC



Not all products are qualified on the DLC QPL. To view our DLC qualified products, please consult the DLC Qualified Products List at www.design-lights.org/qpl.



Two Tube and One Driver SKU Numbers:

Product Number	Description	Base Type	Wattage	Color Temp (K)	Dimensions	Lumens (lm)	Input Voltage	Warranty	Certification
832115-50-T5-F-B-D-D	TrueT5™ EXT (Type C) 2 Tube and 1 Driver	G5	15W	5000	23.62"x0.827"	3,600	100-277V	5 year	UL, cUL, & DLC
832115-40-T5-F-B-D-D	TrueT5™ EXT (Type C) 2 Tube and 1 Driver	G5	15W	4000	23.62"x0.827"	3,600	100-277V	5 year	UL, cUL, & DLC
832115-35-T5-F-B-D-D	TrueT5™ EXT (Type C) 2 Tube and 1 Driver	G5	15W	3500	23.62"x0.827"	3,600	100-277V	5 year	UL, cUL, & DLC
832115-30-T5-F-B-D-D	TrueT5™ EXT (Type C) 2 Tube and 1 Driver	G5	15W	3000	23.62"x0.827"	3,600	100-277V	5 year	UL, cUL, & DLC
833115-50-T5-F-B-D-D	TrueT5™ EXT (Type C) 2 Tube and 1 Driver	G5	15W	5000	35.43"x0.827"	3,600	100-277V	5 year	UL, cUL, & DLC
833115-40-T5-F-B-D-D	TrueT5™ EXT (Type C) 2 Tube and 1 Driver	G5	15W	4000	35.43"x0.827"	3,600	100-277V	5 year	UL, cUL, & DLC
833115-35-T5-F-B-D-D	TrueT5™ EXT (Type C) 2 Tube and 1 Driver	G5	15W	3500	35.43"x0.827"	3,600	100-277V	5 year	UL, cUL, & DLC
833115-30-T5-F-B-D-D	TrueT5™ EXT (Type C) 2 Tube and 1 Driver	G5	15W	3000	35.43"x0.827"	3,600	100-277V	5 year	UL, cUL, & DLC
834115-50-T5-F-B-D-D	TrueT5™ EXT (Type C) 2 Tube and 1 Driver	G5	15W	5000	47.24"x0.827"	3,600	100-277V	5 year	UL, cUL, & DLC
834115-40-T5-F-B-D-D	TrueT5™ EXT (Type C) 2 Tube and 1 Driver	G5	15W	4000	47.24"x0.827"	5,280	100-277V	5 year	UL, cUL, & DLC
834115-35-T5-F-B-D-D	TrueT5™ EXT (Type C) 2 Tube and 1 Driver	G5	15W	3500	47.24"x0.827"	5,280	100-277V	5 year	UL, cUL, & DLC
834115-30-T5-F-B-D-D	TrueT5™ EXT (Type C) 2 Tube and 1 Driver	G5	15W	3000	47.24"x0.827"	5,280	100-277V	5 year	UL, cUL, & DLC
834118-50-T5-F-B-D-D	TrueT5™ EXT (Type C) 2 Tube and 1 Driver	G5	18W	5000	47.24"x0.827"	4,160	100-277V	5 year	UL, cUL, & DLC
834118-40-T5-F-B-D-D	TrueT5™ EXT (Type C) 2 Tube and 1 Driver	G5	18W	4000	47.24"x0.827"	4,160	100-277V	5 year	UL, cUL, & DLC
834118-35-T5-F-B-D-D	TrueT5™ EXT (Type C) 2 Tube and 1 Driver	G5	18W	3500	47.24"x0.827"	4,160	100-277V	5 year	UL, cUL, & DLC
834118-30-T5-F-B-D-D	TrueT5™ EXT (Type C) 2 Tube and 1 Driver	G5	18W	3000	47.24"x0.827"	4,160	100-277V	5 year	UL, cUL, & DLC
834122-50-T5-F-B-D-D	TrueT5™ EXT (Type C) 2 Tube and 1 Driver	G5	22W	5000	47.24"x0.827"	5,280	100-277V	5 year	UL, cUL, & DLC
834122-40-T5-F-B-D-D	TrueT5™ EXT (Type C) 2 Tube and 1 Driver	G5	22W	4000	47.24"x0.827"	5,280	100-277V	5 year	UL, cUL, & DLC
834122-35-T5-F-B-D-D	TrueT5™ EXT (Type C) 2 Tube and 1 Driver	G5	22W	3500	47.24"x0.827"	5,280	100-277V	5 year	UL, cUL, & DLC
834122-30-T5-F-B-D-D	TrueT5™ EXT (Type C) 2 Tube and 1 Driver	G5	22W	3000	47.24"x0.827"	5,280	100-277V	5 year	UL, cUL, & DLC
834125-50-T5-F-B-D-D	TrueT5™ EXT (Type C) 2 Tube and 1 Driver	G5	25W	5000	47.24"x0.827"	7,000	100-277V	5 year	UL, cUL, & DLC
834125-40-T5-F-B-D-D	TrueT5™ EXT (Type C) 2 Tube and 1 Driver	G5	25W	4000	47.24"x0.827"	7,000	100-277V	5 year	UL, cUL, & DLC
834125-35-T5-F-B-D-D	TrueT5™ EXT (Type C) 2 Tube and 1 Driver	G5	25W	3500	47.24"x0.827"	7,000	100-277V	5 year	UL, cUL, & DLC
834125-30-T5-F-B-D-D	TrueT5™ EXT (Type C) 2 Tube and 1 Driver	G5	25W	3000	47.24"x0.827"	7,000	100-277V	5 year	UL, cUL, & DLC
834130-50-T5-F-B-D-D	TrueT5™ EXT (Type C) 2 Tube and 1 Driver	G5	30W	5000	47.24"x0.827"	7,200	100-277V	5 year	UL, cUL, & DLC
834130-40-T5-F-B-D-D	TrueT5™ EXT (Type C) 2 Tube and 1 Driver	G5	30W	4000	47.24"x0.827"	7,200	100-277V	5 year	UL, cUL, & DLC
834130-35-T5-F-B-D-D	TrueT5™ EXT (Type C) 2 Tube and 1 Driver	G5	30W	3500	47.24"x0.827"	7,200	100-277V	5 year	UL, cUL, & DLC
834130-30-T5-F-B-D-D	TrueT5™ EXT (Type C) 2 Tube and 1 Driver	G5	30W	3000	47.24"x0.827"	7,200	100-277V	5 year	UL, cUL, & DLC



Not all products are qualified on the DLC QPL. To view our DLC qualified products, please consult the DLC Qualified Products List at www.design-lights.org/qpl.



Three Tube and One Driver SKU Numbers:

Product Number	Description	Base Type	Wattage	Color Temp (K)	Dimensions	Lumens (lm)	Input Voltage	Warranty	Certification
832115-50-T5-F-C-D-D	TrueT5™ EXT (Type C) 3 Tube and 1 Driver	G5	15W	5000	23.62"x0.827"	5,400	100-277V	5 year	UL, cUL, & DLC
832115-40-T5-F-C-D-D	TrueT5™ EXT (Type C) 3 Tube and 1 Driver	G5	15W	4000	23.62"x0.827"	5,400	100-277V	5 year	UL, cUL, & DLC
832115-35-T5-F-C-D-D	TrueT5™ EXT (Type C) 3 Tube and 1 Driver	G5	15W	3500	23.62"x0.827"	5,400	100-277V	5 year	UL, cUL, & DLC
832115-30-T5-F-C-D-D	TrueT5™ EXT (Type C) 3 Tube and 1 Driver	G5	15W	3000	23.62"x0.827"	5,400	100-277V	5 year	UL, cUL, & DLC
833115-50-T5-F-C-D-D	TrueT5™ EXT (Type C) 3 Tube and 1 Driver	G5	15W	5000	35.43"x0.827"	5,400	100-277V	5 year	UL, cUL, & DLC
833115-40-T5-F-C-D-D	TrueT5™ EXT (Type C) 3 Tube and 1 Driver	G5	15W	4000	35.43"x0.827"	5,400	100-277V	5 year	UL, cUL, & DLC
833115-35-T5-F-C-D-D	TrueT5™ EXT (Type C) 3 Tube and 1 Driver	G5	15W	3500	35.43"x0.827"	5,400	100-277V	5 year	UL, cUL, & DLC
833115-30-T5-F-C-D-D	TrueT5™ EXT (Type C) 3 Tube and 1 Driver	G5	15W	3000	35.43"x0.827"	5,400	100-277V	5 year	UL, cUL, & DLC
834115-50-T5-F-C-D-D	TrueT5™ EXT (Type C) 3 Tube and 1 Driver	G5	15W	5000	47.24"x0.827"	5,400	100-277V	5 year	UL, cUL, & DLC
834115-40-T5-F-C-D-D	TrueT5™ EXT (Type C) 3 Tube and 1 Driver	G5	15W	4000	47.24"x0.827"	5,400	100-277V	5 year	UL, cUL, & DLC
834115-35-T5-F-C-D-D	TrueT5™ EXT (Type C) 3 Tube and 1 Driver	G5	15W	3500	47.24"x0.827"	5,400	100-277V	5 year	UL, cUL, & DLC
834115-30-T5-F-C-D-D	TrueT5™ EXT (Type C) 3 Tube and 1 Driver	G5	15W	3000	47.24"x0.827"	5,400	100-277V	5 year	UL, cUL, & DLC
834118-50-T5-F-C-D-D	TrueT5™ EXT (Type C) 3 Tube and 1 Driver	G5	18W	5000	47.24"x0.827"	6,150	100-277V	5 year	UL, cUL, & DLC
834118-40-T5-F-C-D-D	TrueT5™ EXT (Type C) 3 Tube and 1 Driver	G5	18W	4000	47.24"x0.827"	6,150	100-277V	5 year	UL, cUL, & DLC
834118-35-T5-F-C-D-D	TrueT5™ EXT (Type C) 3 Tube and 1 Driver	G5	18W	3500	47.24"x0.827"	6,150	100-277V	5 year	UL, cUL, & DLC
834118-30-T5-F-C-D-D	TrueT5™ EXT (Type C) 3 Tube and 1 Driver	G5	18W	3000	47.24"x0.827"	6,150	100-277V	5 year	UL, cUL, & DLC
834122-50-T5-F-C-D-D	TrueT5™ EXT (Type C) 3 Tube and 1 Driver	G5	22W	5000	47.24"x0.827"	7,920	100-277V	5 year	UL, cUL, & DLC
834122-40-T5-F-C-D-D	TrueT5™ EXT (Type C) 3 Tube and 1 Driver	G5	22W	4000	47.24"x0.827"	7,920	100-277V	5 year	UL, cUL, & DLC
834122-35-T5-F-C-D-D	TrueT5™ EXT (Type C) 3 Tube and 1 Driver	G5	22W	3500	47.24"x0.827"	7,920	100-277V	5 year	UL, cUL, & DLC
834122-30-T5-F-C-D-D	TrueT5™ EXT (Type C) 3 Tube and 1 Driver	G5	22W	3000	47.24"x0.827"	7,920	100-277V	5 year	UL, cUL, & DLC



Not all products are qualified on the DLC QPL. To view our DLC qualified products, please consult the DLC Qualified Products List at www.design-lights.org/qpl.



Four Tube and One Driver SKU Numbers:

Product Number	Description	Base Type	Wattage	Color Temp (K)	Dimensions	Lumens (lm)	Input Voltage	Warranty	Certification
832115-50-T5-F-D-D-D	TrueT5™ EXT (Type C) 4 Tube and 1 Driver	G5	15W	5000	23.62"x0.827"	7,200	100-277V	5 year	UL, cUL, & DLC
832115-40-T5-F-D-D-D	TrueT5™ EXT (Type C) 4 Tube and 1 Driver	G5	15W	4000	23.62"x0.827"	7,200	100-277V	5 year	UL, cUL, & DLC
832115-35-T5-F-D-D-D	TrueT5™ EXT (Type C) 4 Tube and 1 Driver	G5	15W	3500	23.62"x0.827"	7,200	100-277V	5 year	UL, cUL, & DLC
832115-30-T5-F-D-D-D	TrueT5™ EXT (Type C) 4 Tube and 1 Driver	G5	15W	3000	23.62"x0.827"	7,200	100-277V	5 year	UL, cUL, & DLC
833115-50-T5-F-D-D-D	TrueT5™ EXT (Type C) 4 Tube and 1 Driver	G5	15W	5000	35.43"x0.827"	7,200	100-277V	5 year	UL, cUL, & DLC
833115-40-T5-F-D-D-D	TrueT5™ EXT (Type C) 4 Tube and 1 Driver	G5	15W	4000	35.43"x0.827"	7,200	100-277V	5 year	UL, cUL, & DLC
833115-35-T5-F-D-D-D	TrueT5™ EXT (Type C) 4 Tube and 1 Driver	G5	15W	3500	35.43"x0.827"	7,200	100-277V	5 year	UL, cUL, & DLC
833115-30-T5-F-D-D-D	TrueT5™ EXT (Type C) 4 Tube and 1 Driver	G5	15W	3000	35.43"x0.827"	7,200	100-277V	5 year	UL, cUL, & DLC
834115-50-T5-F-D-D-D	TrueT5™ EXT (Type C) 4 Tube and 1 Driver	G5	15W	5000	47.24"x0.827"	7,200	100-277V	5 year	UL, cUL, & DLC
834115-40-T5-F-D-D-D	TrueT5™ EXT (Type C) 4 Tube and 1 Driver	G5	15W	4000	47.24"x0.827"	7,200	100-277V	5 year	UL, cUL, & DLC
834115-35-T5-F-D-D-D	TrueT5™ EXT (Type C) 4 Tube and 1 Driver	G5	15W	3500	47.24"x0.827"	7,200	100-277V	5 year	UL, cUL, & DLC
834115-30-T5-F-D-D-D	TrueT5™ EXT (Type C) 4 Tube and 1 Driver	G5	15W	3000	47.24"x0.827"	7,200	100-277V	5 year	UL, cUL, & DLC



Not all products are qualified on the DLC QPL. To view our DLC qualified products, please consult the DLC Qualified Products List at www.design-lights.org/qpl.

