



Not all products are qualified on the DLC® QPL. To view our DLC® qualified products, please consult the DLC® Qualified Products List at www.designlights.org/qpl.

TRUET5™ EXT (DIMMABLE)

www.trulygreensolutions.com

tgs
TRULY GREEN SOLUTIONS

Features



3 LENGTHS
AVAILABLE IN
15W/18W/22W/25W/30W



EXPECTED LIFE
OVER 50,000 HRS



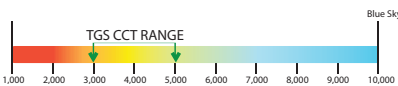
IES FILES @
www.trulygreensolutions.com



SUITABLE FOR
DAMP LOCATIONS



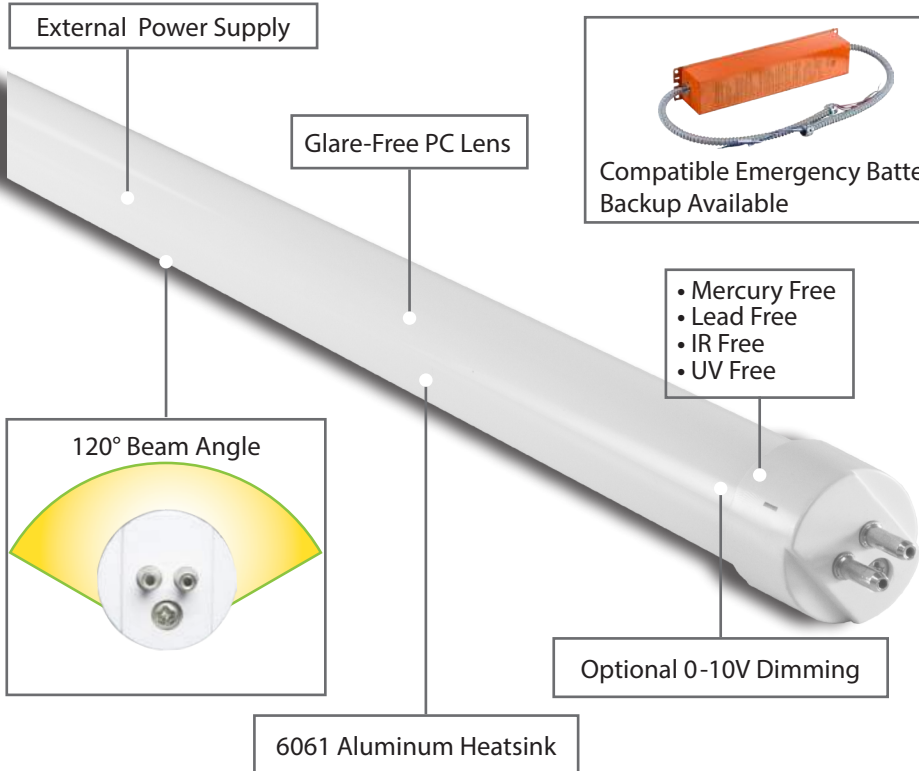
GLARE FREE
PC LENS



SELECTION OF
COLOR RANGES



Not all products are qualified on the DLC® QPL. To view our DLC® qualified products, please consult the DLC® Qualified Products List at www.design-lights.org/qpl.



- Mercury Free
- Lead Free
- IR Free
- UV Free

- Type A : Ballast Compatible
- Type B : Bypass Ballast
- Type A/B : Ballast Compatible or Bypass Ballast
- Type C : External Power**



EASY INSTALLATION



Applications



Parking Garage



Mall



Storage Facility





Replaces 4' T5
Fluorescent Tubes

Highlights

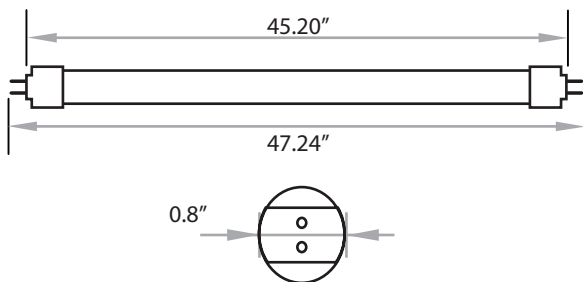
The TGS TrueT5™ EXT LED T5 lamp offers an easy and safe energy-saving retrofit solution for fluorescent T5 or T5 HO tubes, with up to 130 lumens per watt. The long-lasting and high-quality TrueT5™ is powered by an external driver, allowing bypass of the existing ballast to eliminate compatibility issues and maintenance costs associated with ballasts.

The TrueT5™ LED T5 lamp provides superior quality uniform, flicker-free lighting in a compact package. It uses about half the energy as fluorescent T5 tubes, with up to 70% reduction of overall operating costs. The UL, cUL, and RoHS certified lamps are available in 2', 3' and 4' lengths, in 4 different wattages (15W, 18W, 22W, 25W, and 30W), with the form, fit and function of traditional T5 fluorescent lamps. The TrueT5™ is constructed with a polycarbonate optical diffuser, which provides a wide beam angle of 120° for comprehensive spatial illumination.

Featuring a unique advanced heat sink technology that ensures maximum thermal management, the TrueT5™ EXT is backed by a 5 year/50,000 hour warranty for a long life of maintenance-free service. Available CCT's are 3000K, 3500K, 4000K and 5000K.

Product Dimensions

Length: 47.24 in (1200mm) [Pin to Pin] Weight: 0.419 lbs (190g)
Length: 45.20 in (1148mm) [Cap to Cap] Diameter: 0.8 in (21mm)



Optical Details

System Efficacy	120 LpW
Lumen Output	3,600 lm
CCT	3000K, 3500K, 4000K, 5000K
Beam Angle	120°
CRI	>80
System Efficiency	N/A

Electrical Details

Input Voltage	100-277V AC (347V Available)
Power Frequency	50-60 Hz
Output Voltage	N/A
Output Current	N/A
Power Efficiency	99%
Power Factor	>0.99
Total Harmonic Distortion	<20%
Dimmable	Yes

Other Details

System Power Usage	30W
LED Power Usage	N/A
Fixture Material	Aluminum Base and PC Cover
Finish	N/A
Ingress Protection	Suitable For Damp Locations
Luminaire Net Weight	0.419 lbs (190g)
Lifespan	50,000+ Hours
Storage Temperature	-4°~122°F
Operating Temperature	-4°~104°F
Operating Humidity	N/A
Product Dimension	47.24x0.8 in (pin to pin)
Replaces (HID, CFL, MH, HPS, Fluor)	T5 Fluorescent

Application

• Offices	• Hospitals
• Industrial Shops	• Hotels
• Schools	• High / Low Bay
• Commercial Buildings	• Troffers / Strips

Pin Type

• G5 Pin (Bipin)



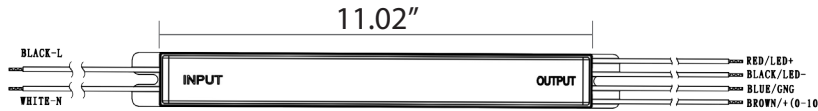
Driver Dimensions

Input

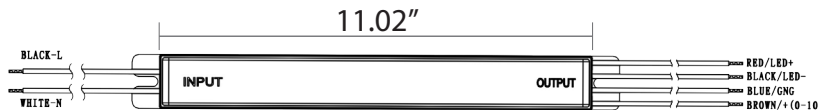
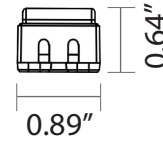
Wire Color	Assignment
Red	AC L
Black	AC N

Output

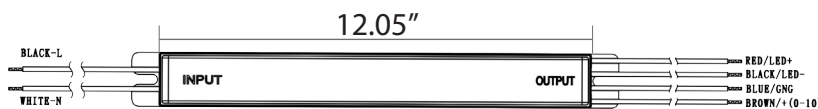
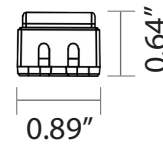
Wire Color	Assignment
Red	LED 1 +
Black	LED 1 -
Blue	Dim -
Brown	Dim +



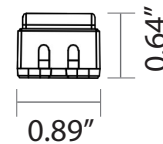
Rated Power: 15W Rated Current: 380mA
 Frequency: 50-60Hz DC Voltage: 40V
 Voltage Range: 100-277V AC Constant Current Region: 30-40V



Rated Power: 18W and 22W Rated Current: 540mA
 Frequency: 50-60Hz DC Voltage: 40V
 Voltage Range: 100-277V AC Constant Current Region: 30-40V



Rated Power: 30W Rated Current: 700mA
 Frequency: 50-60Hz DC Voltage: 40V
 Voltage Range: 100-277V AC Constant Current Region: 30-40V



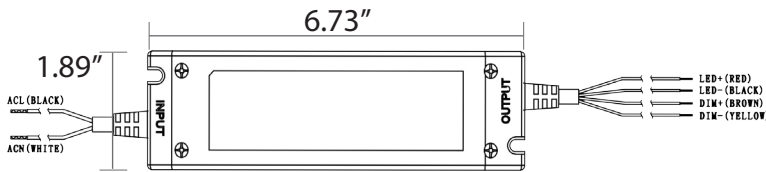
Driver Dimensions

Input

Wire Color	Assignment
Red	AC L
Black	AC N

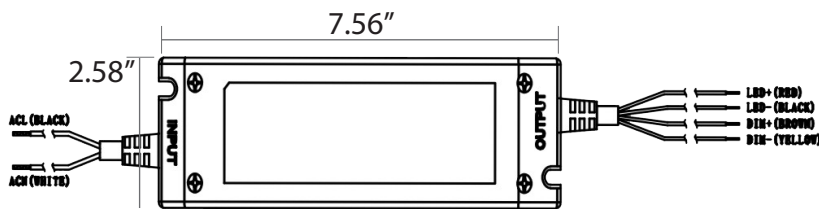

Output

Wire Color	Assignment
Red	LED 1 +
Black	LED 1 -
Brown	Dim +
Yellow	Dim -



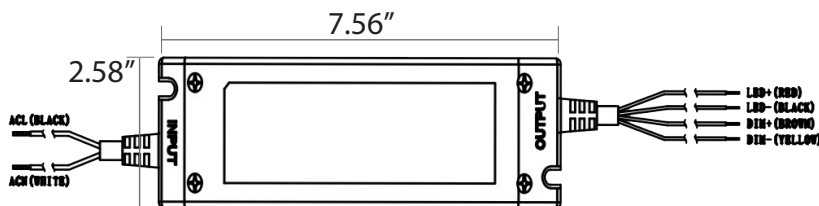

Rated Power: 40W
Frequency: 50-60Hz
Voltage Range: 100-277V AC

Rated Current: 1000mA
DC Voltage: 40V




Rated Power: 50W
Frequency: 50-60Hz
Voltage Range: 100-277V AC

Rated Current: 1500mA
DC Voltage: 28-40V



Rated Power: 60W
Frequency: 50-60Hz
Voltage Range: 100-277V AC

Rated Current: 1680mA
DC Voltage: 28-40V



Lumen Packages



1 Tube/1 Driver:	Driver:
15W = 1,950 lm	15W
18W = 2,340 lm	22W
22W = 2,860 lm	22W
25W = 3,250 lm	25W
30W = 3,600 lm	30W



3 Tube/1 Driver:	Driver:
15W = 5,850 lm	40W
18W = 7,020 lm	60W
22W = 8,580 lm	50W



2 Tube/1 Driver:	Driver:
15W = 3,900 lm	30W
18W = 4,680 lm	40W
22W = 5,720 lm	40W
25W = 6,500 lm	50W
30W = 7,200 lm	50W



4 Tube/1 Driver:	Driver:
15W = 7,800 lm	50W

*4 Tube/2 Driver
Also Available

*** Note:**

- 2' and 3' only available in 15W
- 15', 18W, 22W, 25W, and 30W available in 4'

Ordering Information

EXAMPLE NUMBER: 832115-40-T5-F-A-D-D

83	Length	Wattage	CCT	Tube Type	Lens Cover	Tube Quantity	D	Dimmable
TrueT5™ EXT	21 - 24"	15 - 15W	50 - 5000K	T5	F - Frosted	A - One Tube One Driver	D	D - Dimmable
			40 - 4000K			B - Two Tube One Driver		
			35 - 3500K			C - Three Tube One Driver		
			30 - 3000K			D - Four Tube One Driver		

EXAMPLE NUMBER: 833115-40-T5-F-A-D-D

83	Length	Wattage	CCT	Tube Type	Lens Cover	Tube Quantity	D	Dimmable
TrueT5™ EXT	31 - 36"	15 - 15W	50 - 5000K	T5	F - Frosted	A - One Tube One Driver	D	D - Dimmable
			40 - 4000K			B - Two Tube One Driver		
			35 - 3500K			C - Three Tube One Driver		
			30 - 3000K			D - Four Tube One Driver		

EXAMPLE NUMBER: 834115-40-T5-F-A-D-D

83	Length	Wattage	CCT	Tube Type	Lens Cover	Tube Quantity	D	Dimmable
TrueT5™ EXT	41 - 48"	15 - 15W	50 - 5000K	T5	F - Frosted	A - One Tube One Driver	D	D - Dimmable
		18 - 18W	40 - 4000K			B - Two Tube One Driver		
		22 - 22W	35 - 3500K			C - Three Tube One Driver		
		25 - 25W	30 - 3000K			D - Four Tube One Driver		
		30 - 30W						

*** Note:**

- 2' and 3' only available in 15W
- 15', 18W, 22W, and 30W available in 4'

Emergency Battery Backup Accessory Options

EXAMPLE NUMBER: 90012-L

900	Wattage	High Voltage
High Voltage LED Emergency Battery Backup	8 - 8W	L
	12 - 12W	
	25 - 25W	

Accessory: Tombstone

EXAMPLE NUMBER: 9913-B-T5

Tombstone	
Tombstones	9913-B-T5 (Shunted Tombstone Socket - Double-End Power)

One Tube and One Driver SKU Numbers:

SKU Number	Base Type	Wattage	Color Temp (K)	Dimensions	Lumens (lm)	Input Voltage	Warranty	DLC® Qualified
832115-50-T5-F-A-D-D	G5	15W	5000	23.62"x0.8"	1,950	100-277V	5 year	No
832115-40-T5-F-A-D-D	G5	15W	4000	23.62"x0.8"	1,950	100-277V	5 year	No
832115-35-T5-F-A-D-D	G5	15W	3500	23.62"x0.8"	1,950	100-277V	5 year	No
832115-30-T5-F-A-D-D	G5	15W	3000	23.62"x0.8"	1,950	100-277V	5 year	No
833115-50-T5-F-A-D-D	G5	15W	5000	35.43"x0.8"	1,950	100-277V	5 year	No
833115-40-T5-F-A-D-D	G5	15W	4000	35.43"x0.8"	1,950	100-277V	5 year	No
833115-35-T5-F-A-D-D	G5	15W	3500	35.43"x0.8"	1,950	100-277V	5 year	No
833115-30-T5-F-A-D-D	G5	15W	3000	35.43"x0.8"	1,950	100-277V	5 year	No
834115-50-T5-F-A-D-D	G5	15W	5000	47.24"x0.8"	1,950	100-277V	5 year	No
834115-40-T5-F-A-D-D	G5	15W	4000	47.24"x0.8"	1,950	100-277V	5 year	No
834115-35-T5-F-A-D-D	G5	15W	3500	47.24"x0.8"	1,950	100-277V	5 year	No
834115-30-T5-F-A-D-D	G5	15W	3000	47.24"x0.8"	1,950	100-277V	5 year	No
834118-50-T5-F-A-D-D	G5	18W	5000	47.24"x0.8"	2,340	100-277V	5 year	No
834118-40-T5-F-A-D-D	G5	18W	4000	47.24"x0.8"	2,340	100-277V	5 year	No
834118-35-T5-F-A-D-D	G5	18W	3500	47.24"x0.8"	2,340	100-277V	5 year	No
834118-30-T5-F-A-D-D	G5	18W	3000	47.24"x0.8"	2,340	100-277V	5 year	No
834122-50-T5-F-A-D-D	G5	22W	5000	47.24"x0.8"	2,860	100-277V	5 year	No
834122-40-T5-F-A-D-D	G5	22W	4000	47.24"x0.8"	2,860	100-277V	5 year	No
834122-35-T5-F-A-D-D	G5	22W	3500	47.24"x0.8"	2,860	100-277V	5 year	No
834122-30-T5-F-A-D-D	G5	22W	3000	47.24"x0.8"	2,860	100-277V	5 year	No
834125-50-T5-F-A-D-D	G5	25W	5000	47.24"x0.8"	3,250	100-277V	5 year	No
834125-40-T5-F-A-D-D	G5	25W	4000	47.24"x0.8"	3,250	100-277V	5 year	No
834125-35-T5-F-A-D-D	G5	25W	3500	47.24"x0.8"	3,250	100-277V	5 year	No
834125-30-T5-F-A-D-D	G5	25W	3000	47.24"x0.8"	3,250	100-277V	5 year	No
834130-50-T5-F-A-D-D	G5	30W	5000	47.24"x0.8"	3,600	100-277V	5 year	No
834130-40-T5-F-A-D-D	G5	30W	4000	47.24"x0.8"	3,600	100-277V	5 year	No
834130-35-T5-F-A-D-D	G5	30W	3500	47.24"x0.8"	3,600	100-277V	5 year	No
834130-30-T5-F-A-D-D	G5	30W	3000	47.24"x0.8"	3,600	100-277V	5 year	No

Two Tube and One Driver SKU Numbers:

SKU Number	Base Type	Wattage	Color Temp (K)	Dimensions	Lumens (lm)	Input Voltage	Warranty	DLC® Qualified
832115-50-T5-F-B-D-D	G5	15W	5000	23.62"x0.8"	3,900	100-277V	5 year	Yes
832115-40-T5-F-B-D-D	G5	15W	4000	23.62"x0.8"	3,900	100-277V	5 year	Yes
832115-35-T5-F-B-D-D	G5	15W	3500	23.62"x0.8"	3,900	100-277V	5 year	Yes
832115-30-T5-F-B-D-D	G5	15W	3000	23.62"x0.8"	3,900	100-277V	5 year	Yes
833115-50-T5-F-B-D-D	G5	15W	5000	35.43"x0.8"	3,900	100-277V	5 year	Yes
833115-40-T5-F-B-D-D	G5	15W	4000	35.43"x0.8"	3,900	100-277V	5 year	Yes
833115-35-T5-F-B-D-D	G5	15W	3500	35.43"x0.8"	3,900	100-277V	5 year	Yes
833115-30-T5-F-B-D-D	G5	15W	3000	35.43"x0.8"	3,900	100-277V	5 year	Yes
834115-50-T5-F-B-D-D	G5	15W	5000	47.24"x0.8"	3,900	100-277V	5 year	Yes
834115-40-T5-F-B-D-D	G5	15W	4000	47.24"x0.8"	3,900	100-277V	5 year	Yes
834115-35-T5-F-B-D-D	G5	15W	3500	47.24"x0.8"	3,900	100-277V	5 year	Yes
834115-30-T5-F-B-D-D	G5	15W	3000	47.24"x0.8"	3,900	100-277V	5 year	Yes
834118-50-T5-F-B-D-D	G5	18W	5000	47.24"x0.8"	4,860	100-277V	5 year	Yes
834118-40-T5-F-B-D-D	G5	18W	4000	47.24"x0.8"	4,860	100-277V	5 year	Yes
834118-35-T5-F-B-D-D	G5	18W	3500	47.24"x0.8"	4,860	100-277V	5 year	Yes
834118-30-T5-F-B-D-D	G5	18W	3000	47.24"x0.8"	4,860	100-277V	5 year	Yes
834122-50-T5-F-B-D-D	G5	22W	5000	47.24"x0.8"	5,720	100-277V	5 year	Yes
834122-40-T5-F-B-D-D	G5	22W	4000	47.24"x0.8"	5,720	100-277V	5 year	Yes
834122-35-T5-F-B-D-D	G5	22W	3500	47.24"x0.8"	5,720	100-277V	5 year	Yes
834122-30-T5-F-B-D-D	G5	22W	3000	47.24"x0.8"	5,720	100-277V	5 year	Yes
834125-50-T5-F-B-D-D	G5	25W	5000	47.24"x0.8"	6,500	100-277V	5 year	Yes
834125-40-T5-F-B-D-D	G5	25W	4000	47.24"x0.8"	6,500	100-277V	5 year	Yes
834125-35-T5-F-B-D-D	G5	25W	3500	47.24"x0.8"	6,500	100-277V	5 year	Yes
834125-30-T5-F-B-D-D	G5	25W	3000	47.24"x0.8"	6,500	100-277V	5 year	Yes
834130-50-T5-F-B-D-D	G5	30W	5000	47.24"x0.8"	7,200	100-277V	5 year	Yes
834130-40-T5-F-B-D-D	G5	30W	4000	47.24"x0.8"	7,200	100-277V	5 year	Yes
834130-35-T5-F-B-D-D	G5	30W	3500	47.24"x0.8"	7,200	100-277V	5 year	Yes
834130-30-T5-F-B-D-D	G5	30W	3000	47.24"x0.8"	7,200	100-277V	5 year	Yes



Not all products are qualified on the DLC® QPL. To view our DLC® qualified products, please consult the DLC® Qualified Products List at www.design-lights.org/qpl.



Three Tube and One Driver SKU Numbers:

SKU Number	Base Type	Wattage	Color Temp (K)	Dimensions	Lumens (lm)	Input Voltage	Warranty	DLC® Qualified
832115-50-T5-F-C-D-D	G5	15W	5000	23.62"x0.8"	5,850	100-277V	5 year	Yes
832115-40-T5-F-C-D-D	G5	15W	4000	23.62"x0.8"	5,850	100-277V	5 year	Yes
832115-35-T5-F-C-D-D	G5	15W	3500	23.62"x0.8"	5,850	100-277V	5 year	Yes
832115-30-T5-F-C-D-D	G5	15W	3000	23.62"x0.8"	5,850	100-277V	5 year	Yes
833115-50-T5-F-C-D-D	G5	15W	5000	35.43"x0.8"	5,850	100-277V	5 year	Yes
833115-40-T5-F-C-D-D	G5	15W	4000	35.43"x0.8"	5,850	100-277V	5 year	Yes
833115-35-T5-F-C-D-D	G5	15W	3500	35.43"x0.8"	5,850	100-277V	5 year	Yes
833115-30-T5-F-C-D-D	G5	15W	3000	35.43"x0.8"	5,850	100-277V	5 year	Yes
834115-50-T5-F-C-D-D	G5	15W	5000	47.24"x0.8"	5,850	100-277V	5 year	Yes
834115-40-T5-F-C-D-D	G5	15W	4000	47.24"x0.8"	5,850	100-277V	5 year	Yes
834115-35-T5-F-C-D-D	G5	15W	3500	47.24"x0.8"	5,850	100-277V	5 year	Yes
834115-30-T5-F-C-D-D	G5	15W	3000	47.24"x0.8"	5,850	100-277V	5 year	Yes
834118-50-T5-F-C-D-D	G5	18W	5000	47.24"x0.8"	7,020	100-277V	5 year	Yes
834118-40-T5-F-C-D-D	G5	18W	4000	47.24"x0.8"	7,020	100-277V	5 year	Yes
834118-35-T5-F-C-D-D	G5	18W	3500	47.24"x0.8"	7,020	100-277V	5 year	Yes
834118-30-T5-F-C-D-D	G5	18W	3000	47.24"x0.8"	7,020	100-277V	5 year	Yes
834122-50-T5-F-C-D-D	G5	22W	5000	47.24"x0.8"	8,580	100-277V	5 year	Yes
834122-40-T5-F-C-D-D	G5	22W	4000	47.24"x0.8"	8,580	100-277V	5 year	Yes
834122-35-T5-F-C-D-D	G5	22W	3500	47.24"x0.8"	8,580	100-277V	5 year	Yes
834122-30-T5-F-C-D-D	G5	22W	3000	47.24"x0.8"	8,580	100-277V	5 year	Yes



Not all products are qualified on the DLC® QPL. To view our DLC® qualified products, please consult the DLC® Qualified Products List at www.design-lights.org/qpl.

Four Tube and One Driver SKU Numbers:

SKU Number	Base Type	Wattage	Color Temp (K)	Dimensions	Lumens (lm)	Input Voltage	Warranty	DLC® Qualified
832115-50-T5-F-D-D-D	G5	15W	5000	23.62"x0.8"	7,800	100-277V	5 year	Yes
832115-40-T5-F-D-D-D	G5	15W	4000	23.62"x0.8"	7,800	100-277V	5 year	Yes
832115-35-T5-F-D-D-D	G5	15W	3500	23.62"x0.8"	7,800	100-277V	5 year	Yes
832115-30-T5-F-D-D-D	G5	15W	3000	23.62"x0.8"	7,800	100-277V	5 year	Yes
833115-50-T5-F-D-D-D	G5	15W	5000	35.43"x0.8"	7,800	100-277V	5 year	Yes
833115-40-T5-F-D-D-D	G5	15W	4000	35.43"x0.8"	7,800	100-277V	5 year	Yes
833115-35-T5-F-D-D-D	G5	15W	3500	35.43"x0.8"	7,800	100-277V	5 year	Yes
833115-30-T5-F-D-D-D	G5	15W	3000	35.43"x0.8"	7,800	100-277V	5 year	Yes
834115-50-T5-F-D-D-D	G5	15W	5000	47.24"x0.8"	7,800	100-277V	5 year	Yes
834115-40-T5-F-D-D-D	G5	15W	4000	47.24"x0.8"	7,800	100-277V	5 year	Yes
834115-35-T5-F-D-D-D	G5	15W	3500	47.24"x0.8"	7,800	100-277V	5 year	Yes
834115-30-T5-F-D-D-D	G5	15W	3000	47.24"x0.8"	7,800	100-277V	5 year	Yes



Not all products are qualified on the DLC® QPL. To view our DLC® qualified products, please consult the DLC® Qualified Products List at www.design-lights.org/qpl.