



Not all products are qualified on the DLC QPL. To view our DLC qualified products, please consult the DLC Qualified Products List at [www.designlights.org/qpl](http://www.designlights.org/qpl).

# TRUEFIT™ G2 TUBE

[www.trulygreensolutions.com](http://www.trulygreensolutions.com)

**tgs**  
TRULY GREEN SOLUTIONS



Not all products are qualified on the DLC QPL. To view our DLC qualified products, please consult the DLC Qualified Products List at [www.design-lights.org/qpl](http://www.design-lights.org/qpl).

# Features

## The Most Versatile LED Tube



3 LENGTHS  
AVAILABLE IN  
10W/12W/15W



EXPECTED LIFE  
OVER 50,000 HRS



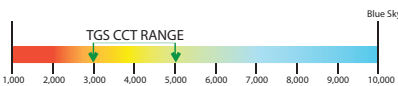
IES FILES @  
[www.trulygreensolutions.com](http://www.trulygreensolutions.com)



SUITABLE FOR  
DAMP LOCATIONS



GLARE FREE  
PC LENS



SELECTION OF  
COLOR RANGES

- Type A : Ballast Compatible
- Type B : Bypass Ballast
- Type A/B : Ballast Compatible  
or Bypass Ballast**
- Type C : External Power



EASY INSTALLATION

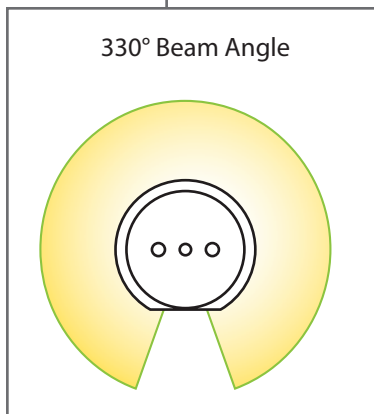
Available in 2ft, 3ft, and 4ft

Dual Function:

- Plug & Play: Works with existing ballast (Works with over 200 electronic ballasts)
- Easy rewiring to bypass the ballast



- Mercury Free
- Lead Free
- IR Free
- UV Free



Compatible Emergency Battery Backup Available

# Applications



Parking Garage



Mall



Storage Facility





	Bare Lamp	Low Ballast Factor (0.78)	Normal Ballast Factor (0.88)	High Ballast Factor (1.10)
Wattage	10W	9.2	10.5	12.5
Lumen	1350	1150	1350	1500

Replaces 3' T8 Fluorescent Tubes

### Highlights

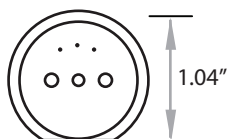

The TGS TrueFit™ G2 LED T8 lamp offers an easy and safe energy-saving retrofit solution for fluorescent tube lamps, with over 130 lumens per watt. The TrueFit™ lamp provides universal operating options: plug and play with instant-start electronic ballasts, or bypass the existing ballast to run directly off line voltage.

The Truefit™ G2 LED T8 lamp provides instant energy savings and superior quality uniform, flicker-free lighting in a complete package. It uses about half the energy as T8 fluorescent lamps, with up to 70% reduction of overall operating costs. The UL, cUL, and RoHS certified lamps are available in 2', 3' and 4' lengths, in 3 different wattages (10W, 12W, and 15W), with the form, fit, and function of traditional T8 fluorescent lamps. The TrueFit™ G2 lamp is constructed with a polycarbonate optical diffuser, which provides a wide beam angle of 330° for comprehensive spatial illumination.

Featuring a unique advanced heat sink technology that ensures maximum thermal management, the Truefit™ G2 is backed by a 5 year/50,000 hour warranty for a long life of maintenance-free service. Available CCT's are 3000K, 3500K, 4000K and 5000K.

### Product Dimensions

Length: 35.71 in (907mm) [Pin to Pin]      Weight: 0.595 lbs (270g)  
Length: 35.12 in (892mm) [Cap to Cap]      Diameter: 1.04 in (26.4mm)



### Optical Details

System Efficacy	130 LpW (With Ballast)
System Efficacy	135 LpW (Without Ballast)
Lumen Output	1,350 lm
CCT	3000K, 3500K, 4000K, 5000K
Beam Angle	330°
CRI	>80

### Electrical Details

Input Voltage	100-277V AC (347V Available)
Power Frequency	50-60 Hz
Output Voltage	N/A
Output Current	N/A
Power Efficiency	N/A
Power Factor	>0.99
Total Harmonic Distortion	<20%
Dimmable	No

### Other Details

System Power Usage	10W
LED Power Usage	N/A
Fixture Material	Full PC Housing
Finish	N/A
Ingress Protection	Suitable For Damp Locations
Luminaire Net Weight	0.595 lbs (270g)
Lifespan	50,000+ Hours
Storage Temperature	-4°~122°F
Operating Temperature	-22~104°F
Operating Humidity	N/A
Product Dimension	35.71x1.04 in (pin to pin)
Replaces	T8 Fluorescent

### Application

• Offices	• Hospitals
• Industrial Shops	• Hotels
• Schools	• High / Low Bay
• Commercial Buildings	• Troffers / Strips

### Base Options

• G13 Pin (Bi-pin)
--------------------



# Ordering Information

**EXAMPLE NUMBER: 834115-40-AB-P**

**(TrueFit™ G2 Tube 15W 4000K)**

83	Length	Wattage	CCT	Company Code	Lens Cover	Input Power
TrueFit™ G2 LED Tube	21 - 24"	10 - 10W	50 - 5000K	AB	P- PC Lens	100-277V (Standard) 347V - 347V (Option)
	31 - 36"	12 - 12W	40 - 4000K			
	41 - 48"	15 - 15W	35 - 3500K			
			30 - 3000K			

**\*Note:**  
 - 10W Available in 2', 3'  
 - 12W and 15W Available in 4'

## Emergency Battery Backup Accessory Options

**EXAMPLE NUMBER: 90018-H**

900	Wattage	High Voltage
High Voltage LED Emergency Battery Backup	18 - 18W	H
	25 - 25W	

## Accessory: Tombstone

**EXAMPLE NUMBER: 9913-A**

Tombstones	
Tombstones	9913-B (Shunted Tombstone Socket - Double-End Power)

### Frosted SKU Numbers:

For **347V** add "**347V**" at the end of the SKU:  
**EXAMPLE NUMBER: 834112-50-AB-P-[347V]**

Product Number	Base Type	Wattage	Color Temp (K)	Dimensions	Lumens (lm)	Input Voltage	Warranty	DLC® Qualified
832110-50-AB-P	G13	10W	5000	23.74"x1.02"	1,350	100-277V	5 year	No
832110-40-AB-P	G13	10W	4000	23.74"x1.02"	1,350	100-277V	5 year	No
832110-35-AB-P	G13	10W	3500	23.74"x1.02"	1,350	100-277V	5 year	No
832110-30-AB-P	G13	10W	3000	23.74"x1.02"	1,350	100-277V	5 year	No
833110-50-AB-P	G13	10W	5000	35.71"x1.02"	1,350	100-277V	5 year	No
833110-40-AB-P	G13	10W	4000	35.71"x1.02"	1,350	100-277V	5 year	No
833110-35-AB-P	G13	10W	3500	35.71"x1.02"	1,350	100-277V	5 year	No
833110-30-AB-P	G13	10W	3000	35.71"x1.02"	1,350	100-277V	5 year	No
834112-50-AB-P	G13	12W	5000	47.76"x1.02"	1,620	100-277V	5 year	Yes
834112-40-AB-P	G13	12W	4000	47.76"x1.02"	1,620	100-277V	5 year	Yes
834112-35-AB-P	G13	12W	3500	47.76"x1.02"	1,620	100-277V	5 year	Yes
834112-30-AB-P	G13	12W	3000	47.76"x1.02"	1,620	100-277V	5 year	Yes
834115-50-AB-P	G13	15W	5000	47.76"x1.02"	2,025	100-277V	5 year	Yes
834115-40-AB-P	G13	15W	4000	47.76"x1.02"	2,025	100-277V	5 year	Yes
834115-35-AB-P	G13	15W	3500	47.76"x1.02"	2,025	100-277V	5 year	Yes
834115-30-AB-P	G13	15W	3000	47.76"x1.02"	2,025	100-277V	5 year	Yes



Not all products are qualified on the DLC QPL. To view our DLC qualified products, please consult the DLC Qualified Products List at [www.design-lights.org/qpl](http://www.design-lights.org/qpl).

