

Date:	
Project Name:	
SKU #:	

CSWR™
Cylinder Wall Mounted



APPLICATIONS

Residential, Commercial, Multi-Family Complex, Hospitality

FEATURES

Construction

- Die-cast Aluminum Base
- Spun Aluminum Body
- Per ANSI C136.31-2001: 3G Vibration
- Corrosion Resistant Finish

Finish

- Black
- Grey*
- Bronze*
- White*

Electrical & Technical

- Input Voltage: 110-277V
- Input Frequency: 60Hz
- Projected Life: L70 > 50,000 hrs
- PF: >0.9
- CRI: >80 or >90 [Option]
- THD: <20%
- CCT Selectable: 3000K/4000K/5000K
- Operating Temp.: -40°F ~ 122°F
- Suitable for Wet Location
- Integral 2.5kV Surge Suppression Protection [Standard]
- Emergency Battery Backup 4W [Option] [Factory Installed]

Optical

- Precision-Molded Acrylic Lenses

Installation/Mounting

- Wall Mounted: Suitable for 3" & 4" Junction Box

Controls

- On/Off Photocell [Option] [Factory Installed]

Compliance

- JA8 TITLE 24 Compliant at 90CRI

Lumen Output

- 6W: 600lm
- 8W: 800lm
- 10W: 1,000lm

Warranty

- 5 Year Warranty
- See warranty documentation for more information.

FINISHES

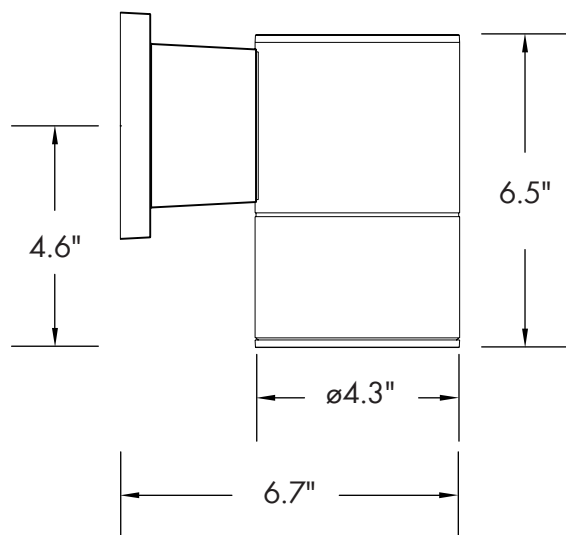


ORDERING INFORMATION **EXAMPLE: CSWR-0406-L-C-BK**

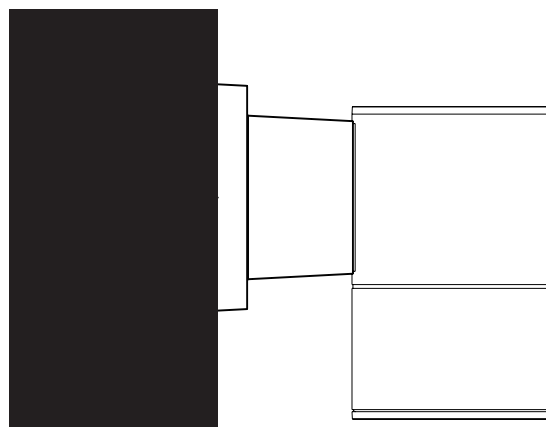
CSWR						
Series	Size	Wattage	CCT	Finish	CRI	Emergency Battery Option
CSWR	0406 - D:4"x H: 6"	L - 6W/8W/10W	C - 2700K/3000K/3500K/4000K/5000K	BK- Black WH - White* BZ - Bronze* GR - Grey*	90CRI* [Option]	EM - 4W Emergency Battery Backup

Accessories
PH (On/Off Photocell)

DIMENSIONS



Weight: 2.31 lb.




Flush Mount

LUMEN OUTPUT

SKU	Size [DxH] (in)	Wattage (W)	Delivered Lumens (lm)	Efficacy (lm/W)	Delivered Lumens (lm)	Efficacy (lm/W)	Delivered Lumens (lm)	Efficacy (lm/W)
CSWR-0406-L-C-XX	4 x 6	6/8/10	600	100	800	100	1000	100

ACCESSORIES



On/Off Photocell [PH]



4W Emergency Battery Backup [Factory Installed] [EM]