

Date:	
Project Name:	
SKU #:	

CUDWR™

Cylinder Up and Down Light Wall Mounted



APPLICATIONS

Residential, Commercial, Multi-Family Complex, Hospitality

FEATURES

Construction

- Die-cast Aluminum Base
- Spun Aluminum Body
- Per ANSI C136.31-2001: 3G Vibration
- Corrosion Resistant Finish

Finish

- Black
- Grey*
- Bronze*
- White*

Electrical & Technical

- Input Voltage: 110-277V
- Input Frequency: 60Hz
- Projected Life: L70 > 50,000 hrs
- PF: >0.9
- CRI: >80 or >90 [Option]
- THD: <20%
- CCT Selectable: 2700K/3000K/3500K/4000K/5000K
- Operating Temp.: -13°F ~ 104°F
- Suitable for Wet Location
- Integral 2.5kV Surge Suppression Protection [Standard]
- Emergency Battery Backup 4W [Option] [Factory Install]

Optical

- Precision-Molded Acrylic Lenses

Installation/Mounting

- Wall Mounted: Suitable for 3" & 4" Junction Box

Controls

- On/Off Photocell [Option] [Factory Install]

Compliance

- JA8 TITLE 24 Compliant at 90CRI


Lumen Output

- 10W: 1,000lm: Uplight: 500lm/Down: 500lm
- 15W: 1,500lm: Uplight: 750lm/Down: 750lm
- 20W: 2,000lm: Uplight: 1,000lm/Down: 1,000lm

Warranty

- 5 Year Warranty
- See warranty documentation for more information.

FINISHES

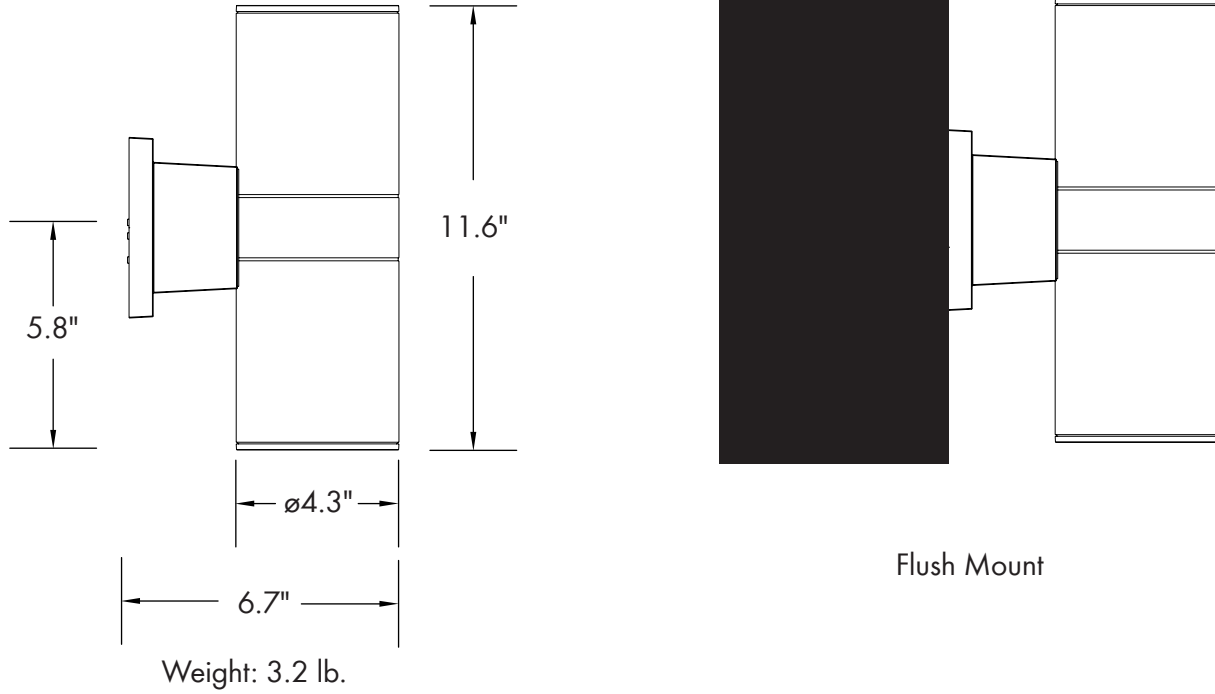


ORDERING INFORMATION **EXAMPLE: CUDWR-0411-L-C-BK**

Series	Size	Wattage	CCT	Finish	CRI	Emergency Battery Option
CUDWR	0411 - D: 4" x H: 11"	L - 10W/15W/20W	C - 2700K/3000K/3500K/4000K/5000K	BK- Black WH - White* BZ - Bronze* GR - Grey*	90CRI* [Option]	EM - 4W Emergency Battery Backup

Accessories
PH (On/Off Photocell)


DIMENSIONS



LUMEN OUTPUT

SKU	Size [DxH] (in)	Wattage (W)	Delivered Lumens (lm)	Efficacy (lm/W)	Delivered Lumens (lm)	Efficacy (lm/W)	Delivered Lumens (lm)	Efficacy (lm/W)
CUDWR-0411-L-C-XX	4 x 11	10/15/20	1000	100	1500	100	2000	100

ACCESSORIES



On/Off Photocell [PH]



4W Emergency Battery Backup [Factory Install] [EM]