



Cylinder Lighting Single Side Wall Mount **Architectural**

DESCRIPTION

The Cylinder Lighting Single Side Wall Mount architectural luminaire provides a downward illumination while creating a modern design to any location. The luminaire is available in four different sizes and a wide range of color temperatures in 2700K, 3000K, 3500K, 4000K, and 5000K to accommodate any lighting requirements, ideally suited for commercial, residential, or hospitality environment.

APPLICATIONS

Residential, Hospitality, Retail, Hospital, Institutional, Office, Airport

FEATURES



Cylinder Lighting Single Side Wall Mount
 4"/18W (1,260 lm)
 5"/25W (1,750 lm)
 6"/36W (2,520 lm)
 8"/43W (3,010 lm)

Construction

Die-Cast aluminum housing with durable finish.

Electrical

Input voltage: 120-277VAC


Projected L70: 50,000 hours
 System Efficacy: 70 LpW
 Warranty: 5 years
 0-10V Dimming

Optical System

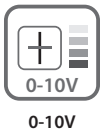
Tempered Glass Lens.

Installation/ Mounting

Wall Mounted



120-277VAC



0-10V Dimming

Warranty

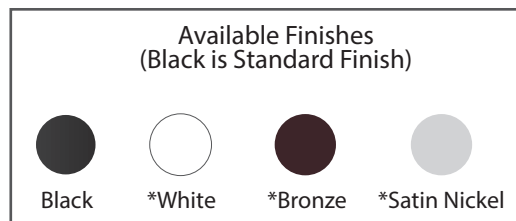
5 Year Warranty.
 See warranty documentation for more information.

Controls/Dimming

0-10V Dimming



Wet Location Rated



Ordering Information

EXAMPLE: CSWR-0418-40-BK

| Series | Size/Wattage | CCT | Finish |
|--------|----------------|------------|-----------------------|
| CSWR | 0418 - 4", 18W | 27 - 2700K | BK - Black (Standard) |
| | 0525 - 5", 25W | 30 - 3000K | *WH - White |
| | 0636 - 6", 36W | 35 - 3500K | *BZ - Bronze |
| | 0843 - 8", 43W | 40 - 4000K | *SN - Satin Nickel |
| | | 50 - 5000K | |

Specifications and Dimensions subject to change without notice.

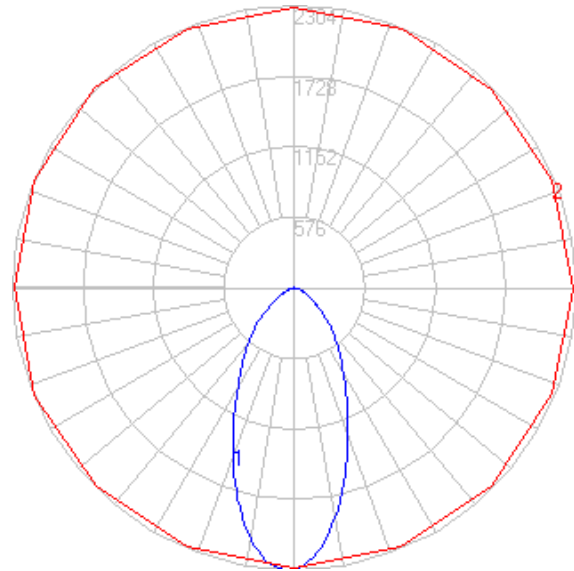
*MOQ and longer lead times may apply, please contact customer service for more information.

Performance Information

| | |
|------------------|-----------------------------------|
| Input Voltage | 120-277VAC |
| Input Frequency | 50/60Hz |
| Wattage | See Performance Table |
| Delivered Lumens | See Performance Table |
| System Efficacy | See Performance Table |
| CRI | >80 |
| Available CCT | 2700K, 3000K, 3500K, 4000K, 5000K |
| Projected L70 | 50,000 hours |
| Power Factor | >0.9 |
| THD | <20% |
| Dimming | 0-10V Dimming |
| Operating Temp. | -4°~113°F |
| IP Rating | Wet Location Rated |

Photometric Data

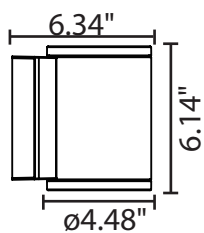
* IESNA LM-63 IES Available



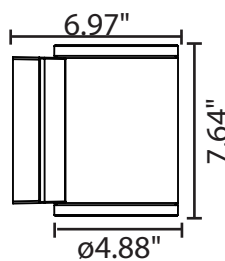
Performance Table

| SKU | Size (Inch) | Wattage (W) | 3000K | |
|-----------------|-------------|-------------|-----------------------|------------------------|
| | | | Delivered Lumens (lm) | System Efficacy (lm/W) |
| CSWR-0418-30-XX | 4 | 18 | 1260 | 70 |
| CSWR-0525-30-XX | 5 | 25 | 1750 | 70 |
| CSWR-0636-30-XX | 6 | 36 | 2520 | 70 |
| CSWR-0843-30-XX | 8 | 43 | 3010 | 70 |

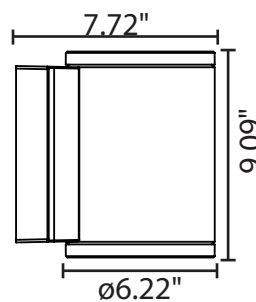
Product Dimensions



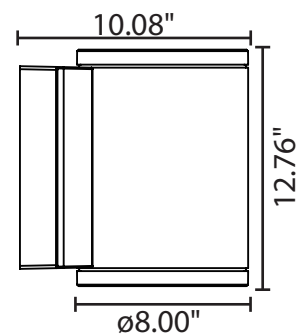
Weight: 3.09 lbs



Weight: 3.75 lbs



Weight: 5.73 lbs



Weight: 9.48 lbs