



CHB-E™ **Circular High Bay**

DESCRIPTION

The CHB-E LED SERIES circular high bay is a durable, heavy-duty construction. High performance, high-efficacy provides a robust solution for high ceiling applications, especially warehouse spaces. Utilizing Samsung LED chips, CHB-E delivers high output performance and quality illumination. It improves warehouse safety and productivity, lower maintenance cost, and reducing operating costs.

APPLICATIONS

Commercial, Retail, Institution, Warehouse, and Industrial

FEATURES



Not all products are qualified on the DLC® QPL. To view our DLC® qualified products, please consult the DLC® Qualified Products List at www.designlights.org/qpl.



CHB-E™
100W (13,000 lm)
150W (19,500 lm)
200W (26,000 lm)

Projected L70: 54,000 hours
Warranty: 5 Years
System Efficacy: 130 LpW
1-10V Dimming

Construction

Rugged, die-cast housing with advanced thermal management system ensures reliability and durability. Available in Black and White Finish.

Electrical

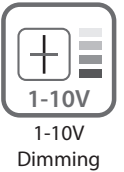
Luminaire utilizes high-efficacy LED packages maintained at cool temperatures for long life, high efficacy. Input voltage 100-277V for convenient installation. 40W Emergency Inverter (Field Install). [120-347V/Black Finish only] 3.75kV surge protector included. 3 ft [SOW (600V)/SJOW (300V)] rated power cable comes standard. 6 inch dimming wire standard. [Note: For longer dimming wire speak with TGS representative for details.]

Optical System

Tempered glass len providing a 120° beam angle.

Installation/ Mounting

Hanging Mount (Standard) and Conduit Pendant Mount [3/4"] (Optional). 10' Safety Cable option available.




Warranty

5 Year Warranty.
 Optional 7/10 Year Warranty Available.
 See warranty documentation for more information.

Controls/Dimming

1-10V Dimming comes standard.



Ordering Information

EXAMPLE: CHB-E-100W-50K-WD-U-D-HM-B

LED High Bay	Wattage	CCT	Beam Angle	Input Voltage	Dimming	Mounting Option	Finish
CHB-E	100W 150W 200W	40K - 4000K 50K - 5000K	WD - 120°	U - 100-277VAC	D - 1-10V Dimming	HM - Hanging Mount (Standard) PM - Conduit Pendant Mount 3/4"	B - Black *W - White

Accessories

- CHB-E-WG-B (Wire Guard)
- CHB-E-WG-W (Wire Guard)
- WP-EWG-040U (40W Emergency Inverter)
- SAFETY-SS-10FT (10' Safety Cable)

Specifications and Dimensions subject to change without notice.

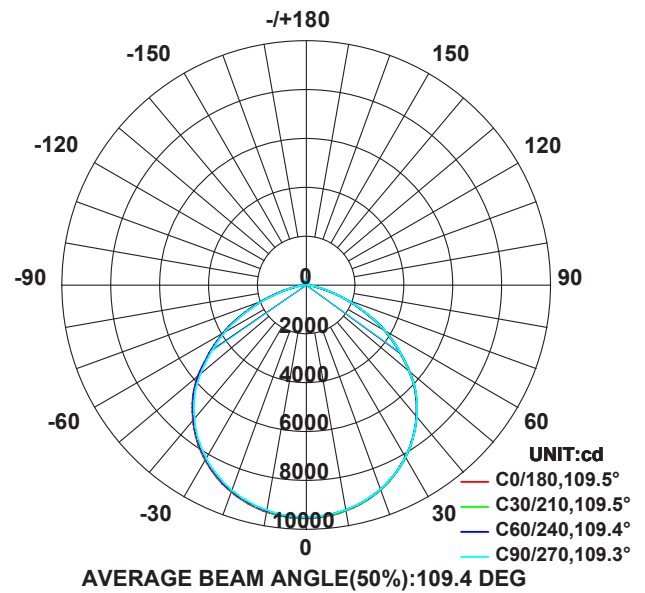
*MOQ and longer lead times may apply, please contact customer service for more information.

Performance Information

Input Voltage	100-277VAC
Input Frequency	50/60Hz
Wattage	See Performance Table
Delivered Lumens	See Performance Table
Efficacy	See Performance Table
CRI	>80
Available CCT	4000K, 5000K
Projected L70	54,000+ hours
Power Factor	>0.9
THD	<20%
Dimming	1-10V
Operating Temp.	-22°~122°F
IP Rating	IP65

Photometric Data

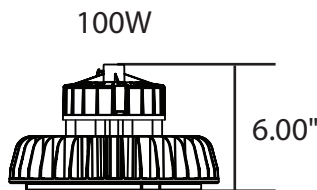
* IESNA LM-63 IES Available



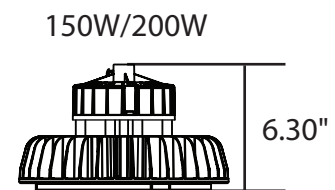
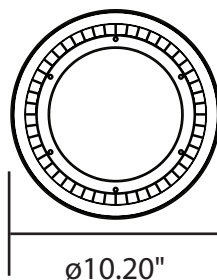
Performance Table

SKU	Wattage (W)	5000K	
		Delivered Lumens (lm)	Efficacy (lm/W)
CHB-E-100W-50K-WD-U-D-HM-X	100	13500	135
CHB-E-150W-50K-WD-U-D-HM-X	150	20250	135
CHB-E-200W-50K-WD-U-D-HM-X	200	27000	135

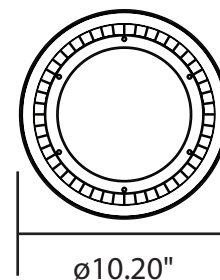
Product Dimensions



Weight: 6 lbs.



Weight: 7 lbs.



Accessories



Wire Guard
(Black or White Finish)
(Cannot be used with Reflectors)
[CHB-E-WG-B, CHB-E-WG-W]



10' Safety Cable
(Optional)
[SAFETY-SS-10FT]



40W Emergency Inverter
(Field Install)
(120-347VAC/In Black Only)
[WP-EWG-040U]