

IMPORTANT SAFETY INFORMATION

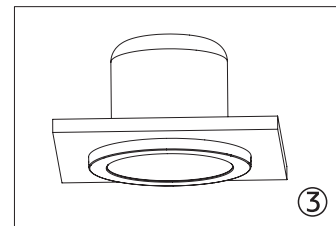
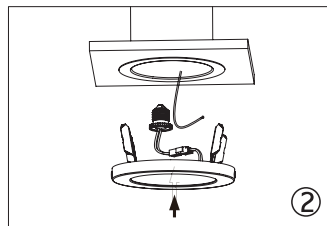
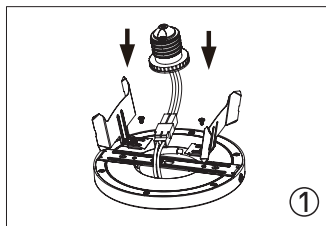
- WARNING: RISK OF SHOCK** House electric current can cause painful shock or serious injury unless handled properly. For your safety, always remember to:
 - A: Turn off the power supply at the fuse or circuit breaker box before you install the fixture.
 - B: Ground the fixture to avoid potential electric shocks and to ensure reliable starting.
 - C: Double-check all connections to be sure they are tight and correct.
 - D: Wear rubber soled shoes and work on a sturdy wooden ladder.
- This fixture is designed for use in a circuit protected by a fuse or circuit breaker. It is also designed to be installed in accordance with local electrical codes. If you are unsure about your wiring, consult a qualified electrician or local electrical inspector, and check your local electrical code.
- WARNING: RISK OF CUTS** Some metal parts in the fixture may have sharp edges. To prevent cuts and scrapes, wear gloves when handling the parts.
- Account for small parts and destroy packing material, as these may be hazardous to children.

Product Specification

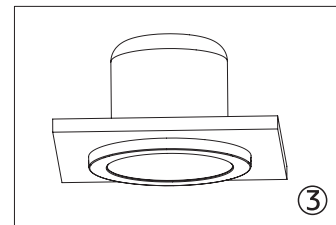
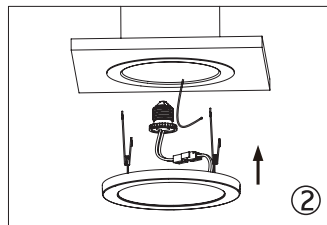
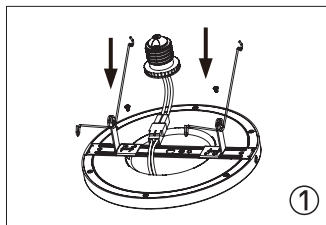
Size	Wattage (W)	Voltage (V)	Rated Input Frequency (Hz)	Dimension (DxH)
4 in.	6W	AC120V	50/60Hz	ø5.3x0.5in
6 in.	12W			ø7.1x0.5in
8 in.	18W			ø8.9x0.5in
12 in.	24W			ø11.8x0.5in

Embedded in installation

4" Can/J-box

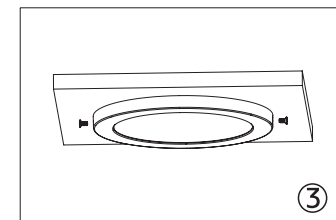
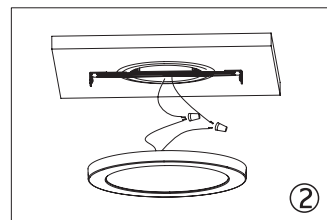
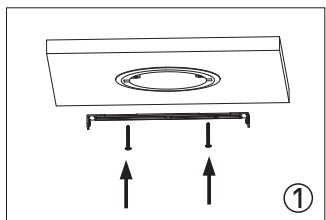


5/6" Can



- Remove trim and existing lamp from recessed fixture;
- Screw E26 socket adapter into socket in the housing;
- Press the friction blade to insert the lamp into the housing and restore power.

Surface mounting installation



- Fixing bracket on terminal box;
- Connecting the wire;
- Fixing the lamp body on bracket and fix tightly.

Caution

- WARNING: Risk of fire.** Use AC120 50/60Hz circuits.
- Suitable for damp locations. Before installing your lighting fixture, thoroughly review enclosed installation manual. If you do not have sufficient electrical wiring experience, please refer to a do-it-yourself wiring handbook or have your fixture installed by a qualified licensed electrician. All electrical connections must be in accordance with local and National Electrical Code(NEC) standards. Reliable operating temperature is -20 to +40 degrees Celsius(-4 to +104 degrees Fahrenheit).
- Pls obey fire prevention regulations, do not cover the fixture with any heat insulated materials.
- Do not change the LED light source or driver inside under any circumstance.

Warranty:

36,000 hours warranty



This product is for indoor use only



For use with dimmers